



Hayat Center - Rased

Contact person

Amer Bani Amer, PhD

General Director

Cell: +962 79 591 1121

Tel: +962 6 582 6868


Fax: +962 6 582 6867


Email: info@hayatcenter.org

Follow us on social media

 www.hayatcenter.org

 Facebook: [rased.jordan](https://www.facebook.com/rased.jordan)

 Twitter: [@Rased_Jo](https://twitter.com/Rased_Jo)

 Instagram: [Rased_Jo](https://www.instagram.com/Rased_Jo)

 LinkedIn: [Hayat-Rased](https://www.linkedin.com/company/Hayat-Rased)

RASSED: 20 ELECTORAL DISTRICTS WITNESSED AN INCREASE IN THE NUMBER OF CANDIDATES WHEN COMPARED TO 2016

- 76.6% of candidates have high confidence in the Independent Election Commission's ability to manage the electoral process.
- 19.2% of candidates have moderate confidence in the Independent Election Commission's ability to manage the electoral process.
- 72% of candidates believe that the election committees are largely neutral.
- 22% of candidates believe that the election committees are moderately neutral.
- 37% increase in candidate lists when compared to the 2016 elections.
- 34.8% increase in male candidates when compared to the 2016 elections.
- 46% increase in female candidates when compared to the 2016 elections
- 20 electoral districts witnessed an increase in the number of candidates when compared to the 2016 elections.
- Karak doubled the numbers of lists and candidates.
- Amman's second and third districts witnessed an increase of 38 candidates for each when compared to the 2016 elections.

* This work was carried out by long-term monitors as part of the process of monitoring the parliamentary elections 2020



هذا المشروع ممول من الاتحاد الأوروبي



USAID
من الشعب الأمريكي



RASED: 20 ELECTORAL DISTRICTS WITNESSED AN INCREASE IN
THE NUMBER OF CANDIDATES WHEN COMPARED TO 2016

October 10, 2020

Amman, Jordan

Hayat - RASED: Within the framework of following up on the monitoring of the 2020 parliamentary elections, the RASED's coalition team conducted interviews with candidates during the registration process, and in the same context Dr. Amer Bani Amer, the coordinator of the RASED coalition, confirmed that all the information collected will be published in a transparent manner to all media outlets and the electorate, In order to be used in building normative impressions about candidates for the upcoming elections.

Dr. Bani Amer stated that the current elections witnessed a remarkable increase in the number of candidate electoral lists and candidates, as the results showed that 295 electoral lists were registered for candidacy, and it was found that the percentage of electoral lists increase in 2020 reached 30% when compared to the 2016 electoral lists, which had 226 lists. In addition, the number of candidates has reached 1717 this year, with the percentage of the increase in the number of candidates being 37% when compared to the number of candidates in 2016, where 1252 candidates ran for elections, with 1348 male candidates running in these elections with a 34.8% increase when compared to 2016, where 1,000 male candidates ran for parliament. As for female candidates, the increase reached 46% when compared to the previous parliamentary elections, for the female candidates' number in these elections reached 369, while it was 252 in the previous elections.

With regard to the distribution of lists among electoral districts, it was found that 16 electoral districts increased the number of lists in 2020 when compared to the number of lists in 2016, moreover, the number of electoral lists decreased in 4 electoral districts when compared to 2016, which are Amman's first district, the Southern Badia's district, the Central Badia's district, and the Jerash district. While the number of candidate lists in 2020 remained equal to the number of candidate lists in 2016, in 3 electoral districts, which are Tafila, Amman's fifth district, and Mafraq.

As for candidates, 20 of the 23 electoral districts saw an increase in, namely, Amman's first district, the Southern Badia's district, and the Central Badia's District.

The results showed that the Karak district contained the highest number of candidates with 182 candidates, followed by the Balqa district with 167 candidates, followed by the Zarqa first district with 135, with districts with the lowest number of candidates being the Ma'an district with 37 candidates, Mafraq's district with 33 candidates, and the Southern Bedia district, with only 15 candidates.

In the same context, the results showed that the number of female candidates reached 369 in all electoral districts, with Karak being the highest with 41 female candidates, followed by Amman's third district with 27 female candidates, then by Zarqa's first district with 26 female candidates. Furthermore, the electoral districts with the lowest number of female candidates were the Ma'an and Jerash districts with 9 female candidates, followed by the Mafraq district with 7 female candidates, then the Southern Badia's district with 4 female candidates.

The RASED coalition team conducted individual interviews with female and male candidates, and a question was asked to them about the extent of the Independent Election Commission's ability to manage the electoral process. 1613 candidates out of 1717 candidates responded, with 76.6% of respondents stating that they have high confidence in the ability of the Independent Election Commission to manage the electoral process, 19.2% of the respondents stated that they have moderate confidence in the ability of the Independent Election Commission to manage the electoral process, while 2.9% of respondents answered that their confidence is limited, and 1.3% of respondents stated that the commission is unable to manage the electoral process.

The RASED team asked candidates about their evaluation of the neutrality of the Independent Election Committee in electoral districts, and 72% of candidates stated that the IEC is largely neutral, while 22% stated that the election committee is moderately neutral, and 2% stated that The election committee is weakly impartial, then finally 4% stated that the Independent Election committee is not neutral.

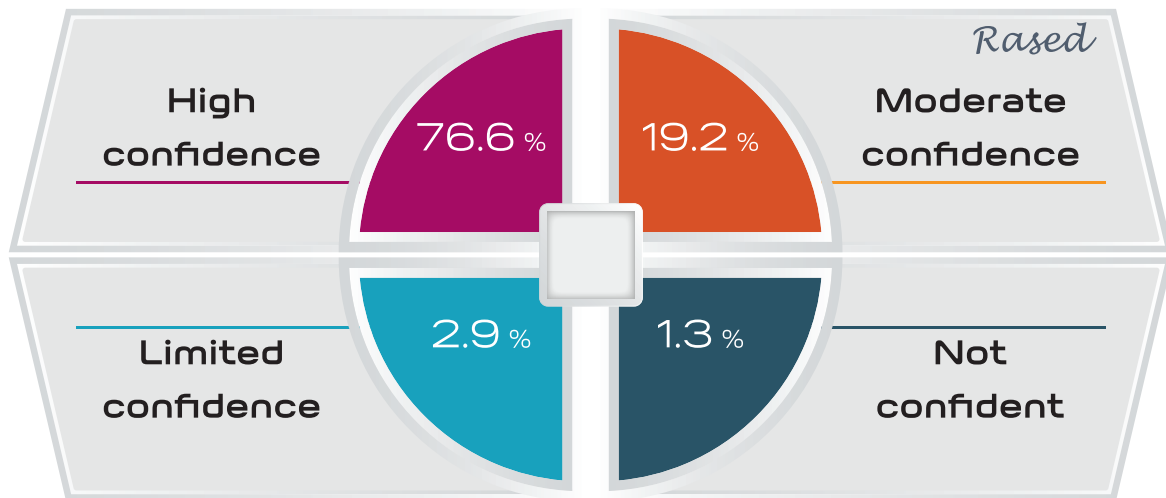
RAISED: 20 ELECTORAL DISTRICTS WITNESSED AN INCREASE IN
THE NUMBER OF CANDIDATES WHEN COMPARED TO 2016

A comparison between the number of electoral lists and candidates numbers in the 2016 and 2020 parliamentary elections

Raised

Districts	2016					2020				
	No. of lists	No. of candidates	No. of male	No. of females	No. of lists	No. of candidates	No. of male	No. of females		
Irbid 1 st	12	83	71	12	15	104	86	18		
Irbid 3 rd	8	38	30	8	10	49	38	11		
Irbid 2 nd	9	43	34	9	11	51	39	12		
Irbid 4 th	8	45	34	11	12	70	58	12		
Balqa	13	110	92	18	18	167	145	22		
Zarqa 1 st	12	93	74	19	19	135	109	26		
Zarqa 2 nd	9	44	35	9	12	57	46	11		
Tafelah	9	40	32	8	9	45	33	12		
Amman 1 st	14	74	61	13	13	71	57	14		
Amman 3 rd	10	64	52	12	18	102	75	27		
Amman 2 nd	12	75	63	12	18	113	94	19		
Amman 4 th	11	53	42	11	16	77	57	20		
Amman 5 th	13	90	72	18	13	100	82	18		
Aqaba	8	31	23	8	10	40	28	12		
Karak	10	89	75	14	20	182	141	41		
Mafraq	7	32	25	7	7	33	26	7		
Southern Badia	8	31	23	8	4	15	11	4		
Northern Badia	8	30	19	11	11	43	28	15		
Central Badia	12	45	32	13	11	43	29	14		
Jerash	9	39	31	8	8	40	31	9		
Ajloun	6	28	21	7	14	61	42	19		
Madaba	10	48	37	11	17	82	65	17		
Maan	8	27	22	5	9	37	28	9		
Total	226	1252	1000	252	295	1717	1348	369		

The level of candidates' confidence in the ability of the Independent Election Commission in managing the electoral process



The neutrality of the Independent Election Committee from the candidates' point of view

