



RASSED Statement on the Backgrounds and Constituents of Candidates Running for the Governorate Councils

31 / 07 / 2017

- 15.9% of decentralization candidates hold higher degrees.
- 23.7% of decentralization candidates are military retirees.
- 4% of decentralization candidates are party members.
- 2.1% of decentralization candidates served previously as mayors.
- Two former MPs are running for the decentralization election.
- 34% of the candidates have electoral programs.

As part of monitoring the whole electoral process and RASSED's belief in devoting transparency and access to information regarding the candidates in particular and the electoral process in general, RASSED's team interviewed 96% of the total number of candidates for the membership of the governorate councils, and adopted a quantitative methodology based on direct questionnaires which were conducted by field observers or by direct phones calls with the candidates.

According to the outcomes of the questionnaires and interviews, 35.9% of the candidates have bachelor's degrees, 25.9% of the total number of candidates have high school diplomas and 15.9% of the total number of candidates received higher education degrees (MSc and PhD), while the percentage of those who did not graduate high school was 7.2% of the total number of candidates and the percentage of candidates who obtained the diploma certificate totalled at 15.1%.

When it came to the career background during or before the candidacy, the research showed that military retirees amount to 23.7% of the total number of candidates, while 17.1% of the candidates are former government employees. 14% of the total number of candidates were business men and women whereas the percentage of academics was 7.2% of the total number of candidates.

In terms of party affiliation, 4% of the candidates stated that they are members of Jordanian parties, while 93% of the total number of candidates stated that they are independent and not affiliated with any party. 3% of the candidates stated that they were party members but and submitted their resignations or suspended their membership.

The information obtained through the interviews indicated that two former MPs are running for the membership of the Governorate council, whereas 67.9% of the candidates were candidates for the first time.



RASSED Statement on the Backgrounds and Constituents of Candidates Running for the Governorate Councils

The analysis also shows that 2.1% of the candidates for the governorate councils were former mayors and 14.3% of them previously ran in the Municipal elections or for the mayor position or as a member of the municipal councils, while 8.2% of the candidates for the governorate councils were previously members of the municipal councils.

As for the constituencies bases on which the candidates for the governorate councils membership rely on, 47.3% of them said tribal assemblies while 41% stated they rely on their regional assemblies and 2.8% on their party bases, whereas 9% The total number of candidates for the governorate councils did not answer the question.

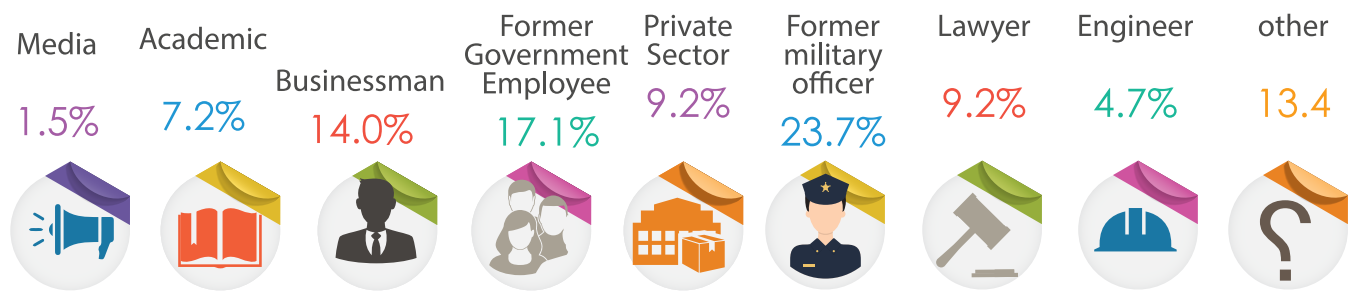
The results of the interviews revealed that 34% of the candidates had an electoral program which they disseminated among their constituencies, while 8% of the candidates said they will build their electoral programs and then publish it, while 18% of the candidates said they did not have an electoral program.

As for the electoral campaigns and the tools and means used by the candidate to reach the voter, 36.4% of the candidates answered that their electoral campaigns have already began. The tools which were used by the candidates to advertise for their candidacy and election campaign varied, 35.1% of all candidates who started campaigning said that they used websites whereas 33.1% of the candidates indicated that they began distributing flyers and publications among their constituencies. 39.1% of the candidates used banners and posters to advertise for their candidacy, while 63.7% of the candidates advertise for their electoral campaigns via Facebook.

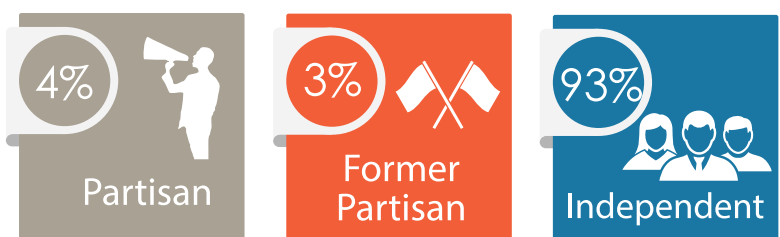
The data also indicates that 17.9% of the total candidates have set a ceiling for their campaigns under 1000 Jordanian Dinars, while 52.8% of them said that their estimated budget for their campaign will be between 1001 dinars to 5000 Jordanian Dinars, while the percentage of candidates who intend to spend between 5001-10000- Jordanian Dinars reached 18.7%. And the percentage of those who intend to spend 10001 to 20000 Jordanian Dinars reached 6.3% of the total candidates, 3.9% said they will spend from 20001 to 50,000 Jordanian Dinars during their campaign, and the percentage of those intend to pay more than 50 thousand dinars reached 0.4%.

The results of the interviews also revealed that 88.9% of the candidates will finance their campaign by themselves, while 1.4% of the total candidates said that their tribes will fund their campaigns, and 1.1% of the candidates will have their electoral campaigns funded by their parties. 6.3% of the candidates did not answer the question.

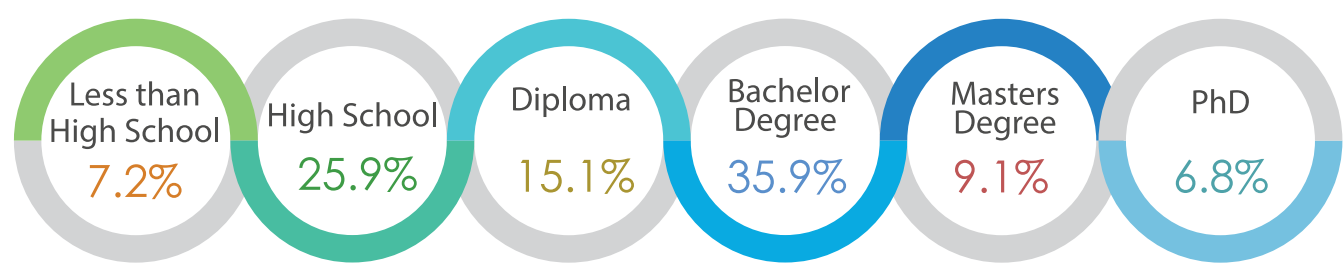
Professional Background



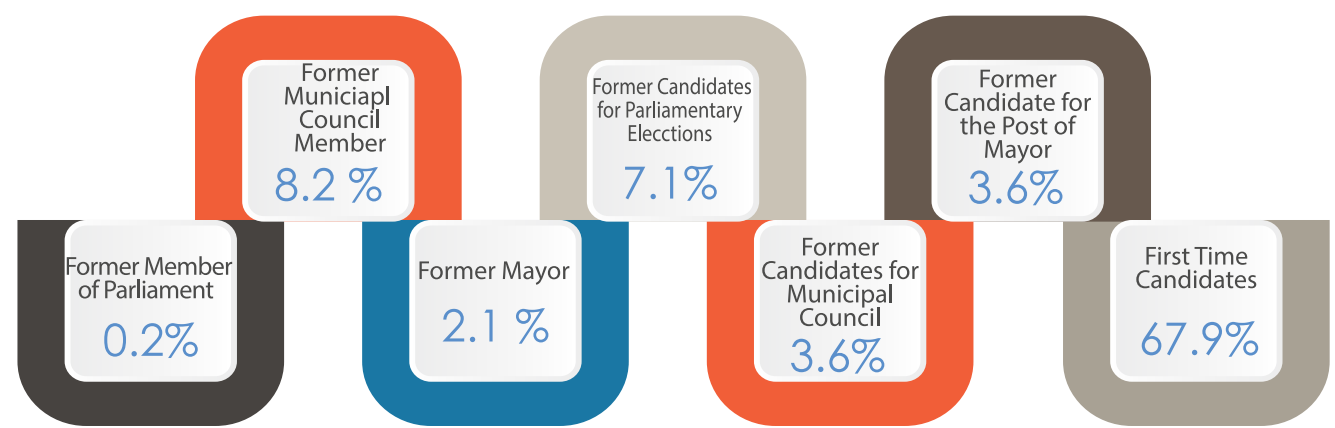
Partisan Background



Education



Candidacy Experience



Electoral Programs





RASSED Statement on the Backgrounds and Constituents of Candidates Running for the Governorate Councils

Facebook Accounts



Candidate's Awareness of Financial Ceiling that is allowed



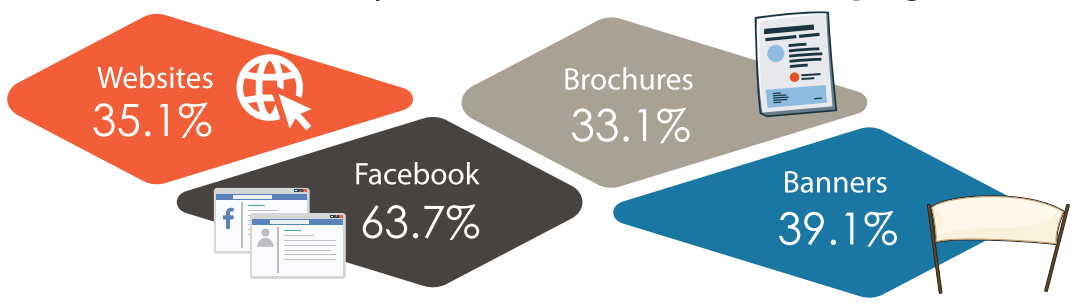
Knowledge of Expenditures



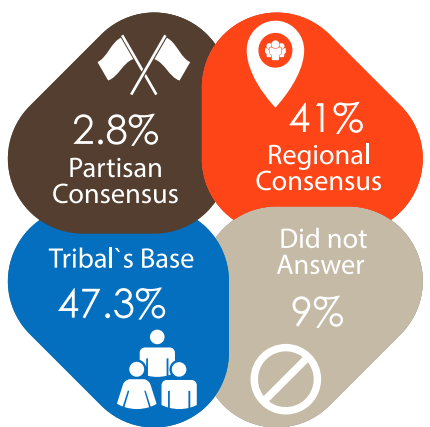
Funding of Electoral Campaigns



Tools Used by Candidates in Electoral Campaigns



Constituents



Electoral Campaigns Budget

