



Hayat Center - Rased

Contact person

Amer Bani Amer, PhD

General Director

Cell: +962 79 591 1121

Tel: +962 6 582 6868

Fax: +962 6 582 6867


Email: info@hayatcenter.org


Follow us on social media

 www.hayatcenter.org

 Facebook: [rased.jordan](https://www.facebook.com/rased.jordan)

 Twitter: [@Rased_Jo](https://twitter.com/Rased_Jo)

 Instagram: [Rased_Jo](https://www.instagram.com/Rased_Jo)

 LinkedIn: [Hayat-Rased](https://www.linkedin.com/company/Hayat-Rased)

RASSED RELEASES THE OUTCOME OF THE PERFORMANCE OF THE 18TH PARLIAMENT IN THE COURSE OF FOUR YEARS MONITORING REPORT

- 21 MPs did not raise any questions during their four years in the Parliament
- The 18th Parliament approved 138 laws in 170 legislative work days
- 2,493 questions were submitted by the 18th Parliament and 3,095 questions were submitted by the 17th Parliament.
- 92% answer ratio to the parliamentary questions.
- 330 questions were placed on the agendas, of which 274 questions were discussed.
- Of the 109 interpellations submitted by the 18th Parliament, 51% were answered.
- The Prime Minister and The Minister of Defense received the most questions with 1,055 questions.
- MPs of the Irbid's third districts, North Bedouins and Ma'an, presented the least amount of questions
- 5 questions were submitted by the MPs on the youth pillar in the course of 4 years
- 369 parliamentary memorandum presented by the 18th Parliament.

August 16, 2020

Amman, Jordan

Hayat - RASED has issued the first part of its monitoring report on the performance of the 18th Parliament within four years, which is devoted to oversight and legislative performance. Dr. Amer Bani Amer, General Director & Founder of Hayat-RASED, stated that the report was divided into two parts, with the first part focusing on the oversight and legislative performance of the Parliament and with the second part focusing on the scorecards that measures the work and performance of the MPs, committees and blocs.

Furthermore, Dr. Bani Amer also emphasized that the report contains important political messages that would act as qualitative material for analysts and specialists to build upon.

Moreover, the report also aims towards creating impressions about the performance of the 18th Parliament in general and MPs in particular, for voters.

The results of the report showed that the Parliament held 126 sessions during 209 work days, divided into 170 legislative work days, 35 oversight work days, and 4 oversight legislative work days. In addition, when comparing the number of work days for the 18th and 17th Parliament, we find that 283 days were held during the 17th Parliament, which were divided into 119 parliamentary sessions.

About the legislative aspect, the 18th Parliament approved, within 170 legislative work days, 138 laws, while the Parliament submitted 27 law proposals, two of which were approved. When comparing the laws that were approved in the 18th and 17th Parliament, we see that the 17th Parliament approved 175 laws while submitting 57 law proposals.

On the oversight level, the 18th Parliament submitted 2,493 questions during the four years, 92% of which were answered. As for the number of questions that were included on the agenda, their number reached 330 questions, of which 274 were discussed.

Moreover, the report shows the number of questions submitted by the 17th Parliament reached 3095.

The Prime Minister and the Minister of Defense received the most questions with 1055 questions, followed by the Minister of Finance with 130 questions, then the Minister of Energy and Mineral

Resources with 99 questions, while the Ministers of Institutional Performance Development and the State for Legal Affairs and the State for Prime Ministerial Affairs received the least questions with 3, 2, and 1 questions, respectively.

In the same context, the results showed that the MPs of Irbid's third district, the North Bedouins and Ma'an Governorate, were the MPs with the least presented questions with 11, 9, and 9 questions respectively, while the percentage of questions discussed was only 11% of the total questions submitted to the government over four years.

Concerning the themes of parliamentary questions, the administrative pillar was presented with the most questions by 62.3%, followed by the economic pillar with a rate of 8% of the total of questions, while the youth and political pillar had the least amount of presented questions with 0.2% and 0.1% respectively.

Regarding the interpellations submitted by the 18th Parliament, they reached 109 interpellations, of which 51% were answered, for the Parliament, submitted in its first year 53 interpellations, 12 interpellations during the second year, 25 interpellations during the third year, and 19 during the fourth year. While 77 interpellations were submitted during the 17th Parliament, of which 61% were answered.

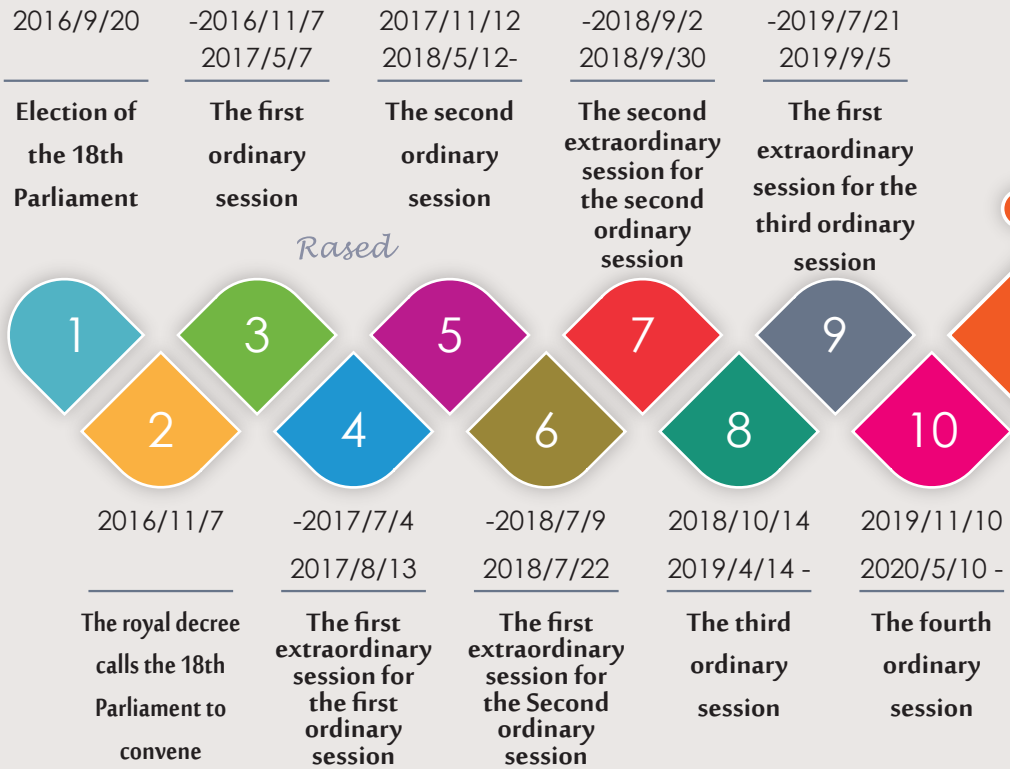
Concerning parliamentary memorandums, the 18th Parliament submitted 369 parliamentary memorandums, 59% of which were answered. The memorandums were distributed according to their submission, with the number of the memorandums submitted by a group of MPs reaching 231, 23 by an individual MP, 110 by parliamentary committees, and 5 by Parliamentary blocs. and by comparing the memorandums that were submitted in the 17th Parliament, which reached 549 and were submitted through 289 submissions from a group of MPs, 90 by an individual MP and one by a parliamentary bloc, with the committees submitting 169 parliamentary memorandums.

RASED also praises the transparency established by the General Secretariat of the Parliament, which manifested itself through the publication of the official records of the official sessions on their website and the publishing of the information related to the sessions and adopting the live broadcast feature for all parliamentary sessions.

This week, RASED team will present the second part of the report, which will contain the scorecards of individual MPs over four years, as well as the scorecards of committees and blocs.

RASSED RELEASES THE OUTCOME OF THE PERFORMANCE OF THE 18TH
PARLIAMENT IN THE COURSE OF FOUR YEARS MONITORING REPORT

The sequence of the most important events in the 18th Parliament



Comparisons among the 18th & 17th Parliament

General pillar	The 18 th Parliament (2016-2020)	The 17 th Parliament (2013-2016)
Comparisons in terms of work days and parliamentary sessions		
Number of work days	↓ 209	283
Number of the legislative work days	↓ 170	181
Number of the oversight work days <i>Rased</i>	↓ 35	88
Number of the supervisor-legislative work days	↓ 4	14
Number of parliamentary sessions	↑ 126	119
Comparisons in terms of legislative performance		
Laws approved	↓ 138	175
Law proposals	↓ 27	57
Comparisons in terms of oversight performance		
Total number of questions	↓ 2493	3095
Percentage of answered questions	↑ 92%	71%
Number of questions that were listed on the agendas	↓ 330	593
Total number of interpellations	↑ 109	77
Percentage of answered interpellations	↓ 51%	61%
Total number of memorandums	↓ 369	549
Percentage of answered memorandums <i>Rased</i>	↑ 59%	27%
Number of memorandums presented by a group of MPs	↓ 231	289
Number of memorandums presented by individual MPs	↓ 23	90
Number of memorandums presented by Parliamentary blocs	↑ 5	1
Number of memorandums presented by Parliamentary Committees	↓ 110	169
Total number of request for public discussion	↓ 6	37

Comparisons among the first, second, third and fourth years in terms of the 18th Parliament (2016-2020) composition

	<i>Rased</i>	The first year	The second year	The third year	The fourth year
Number of parliamentary blocs		6	7	8	8
Distribution of permanent bureau positions to parliamentary blocs		4 Blocs	4 Blocs	4 Blocs	4 Blocs
Number of MPs that joined two parliamentary committees		98	95	90	64
Number of MPs who joined one parliamentary committee		19	20	20	35
Number of MPs that did not join any parliamentary committee		8	10	15	26

Note: The sessions stopped in the fourth year on 15/3/2020 due to the Covid-19 pandemic at the end of the ordinary session on 10/5/2020

Comparisons among first, second, third and fourth years in terms of commitment by MPs' to attend sessions at their start during the 18th Parliament (2016-2020)

	<i>Rased</i>	The first year	The second year	The third year	The fourth year
The ratio of absenteeism among MP's out of the total number of work days		12%	16%	20%	17%
Average absenteeism at the beginning of every session		16	4	26	22

Note: The sessions stopped in the fourth year on 15/3/2020 due to the Covid-19 pandemic at the end of the ordinary session on 10/5/2020

Comparisons among first, second, third and fourth years in terms of work days and parliamentary sessions for the 18th Parliament (2016-2020)

	The first <i>Rased</i> year	The second year	The third year	The fourth year
Number of total work days	63	62	49	35
Number of work days for legislative sessions	53	51	38	28
Number of work days for oversight sessions	9	9	11	6
Number of work days for oversight-legislative sessions	1	2	0	1
Number of parliamentary sessions	34	38	35	19

Note: The sessions stopped in the fourth year on 15/3/2020 due to the Covid-19 pandemic at the end of the ordinary session on 10/5/2020

Comparisons among the first, second, third and fourth years in terms of interventions by MPs during the sessions of the 18th Parliament (2016-2020)

	<i>Rased</i>	The first year	The second year	The third year	The fourth year
Total number of interventions		2308	2121	2431	1220
Legislative interventions		1837	1795	1716	902
oversight interventions		457	309	680	260
Organizational interventions		14	53	35	58

Note: The sessions stopped in the fourth year on 15/3/2020 due to the Covid-19 pandemic at the end of the ordinary session on 10/5/2020

Comparisons among the first, second, third and fourth years in terms of points of order presented during parliamentary sessions in the 18th Parliament (2016-2020)

	<i>Rased</i>	The first year	The second year	The third year	The fourth year
Total points of order		321	198	184	175
Percentage of correct points of order		81%	74%	71%	66%

Note: The sessions stopped in the fourth year on 15/3/2020 due to the Covid-19 pandemic at the end of the ordinary session on 10/5/2020

Comparisons among the first, second, third and fourth years in terms of legislative performance for the 18th Parliament (2016-2020)

	<i>Rased</i>	The first year	The second year	The third year	The fourth year
approved laws		37	42	32	27
Law proposals by MPs		5	8	8	6

Note: The sessions stopped in the fourth year on 15/3/2020 due to the Covid-19 pandemic at the end of the ordinary session on 10/5/2020

Comparisons among the first, second, third and fourth years in terms of questions during the 18th Parliament (2016-2020)

	<i>Rased</i>	The first year	The second year	The third year	The fourth year
Total number of questions		1055	694	516	228
Percentage of answered questions		99%	92%	91%	67%
Number of questions that were listed on the agendas		92	86	83	69
Number of questions that were discussed during sessions		70	74	64	66
Number of questions that were turned into interpellations		13	14	8	9

Note: The sessions stopped in the fourth year on 15/3/2020 due to the Covid-19 pandemic at the end of the ordinary session on 10/5/2020

Comparisons among the first, second, third and fourth years in terms of memorandums during the 18th Parliament (2016-2020)

	<i>Rased</i>	The first year	The second year	The third year	The fourth year
Total number of memorandums		145	102	72	50
Percentage of answered memorandums		80%	46%	80%	54%
Number of memorandums that were presented by a group of MPs		103	65	30	33
Number of memorandums presented by an individual MP		9	5	8	1
Number of memorandums presented by parliamentary blocs		2	2	1	0
Number of memorandums presented by parliamentary committees		31	30	33	16

Note: The sessions stopped in the fourth year on 15/3/2020 due to the Covid-19 pandemic at the end of the ordinary session on 10/5/2020

Comparisons among the first, second, third and fourth years in terms of interpellations during the 18th Parliament (2016-2020)

	<i>Rased</i>	The first year	The second year	The third year	The fourth year
Total number of interpellations		53	12	25	19
Percentage of answered interpellations		51%	42%	56%	53%

Note: The sessions stopped in the fourth year on 15/3/2020 due to the Covid-19 pandemic at the end of the ordinary session on 10/5/2020

Comparisons among the first, second, third and fourth years in terms of requests for public discussion during the 18th Parliament (2016-2020)



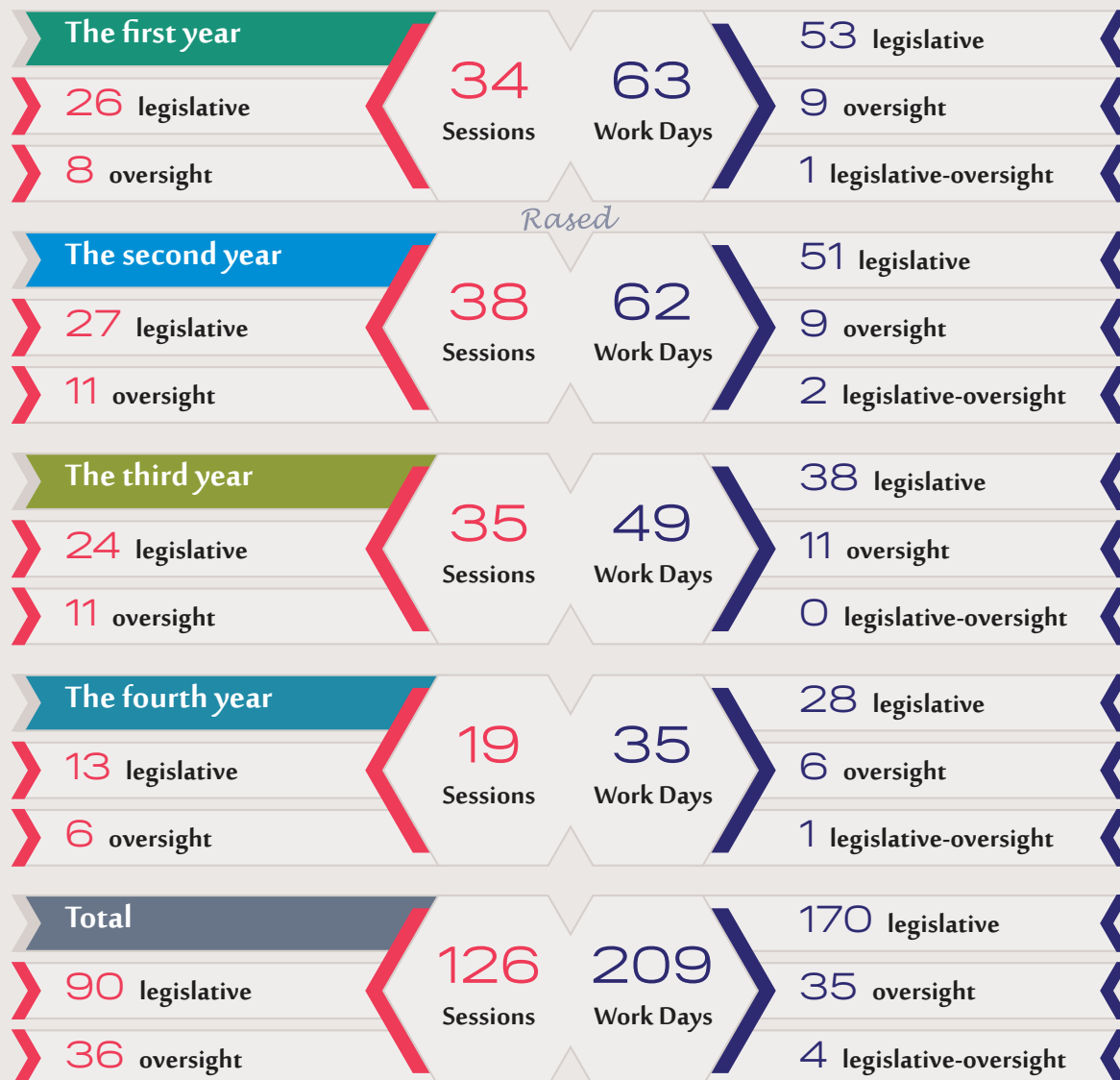
Note: The sessions stopped in the fourth year on 15/3/2020 due to the Covid-19 pandemic at the end of the ordinary session on 10/5/2020

Comparisons among the first, second, third and fourth years in terms of Proposed desires



Note: The sessions stopped in the fourth year on 15/3/2020 due to the Covid-19 pandemic at the end of the ordinary session on 10/5/2020

Distribution of the work days of the 18th Parliament (2016-2020)



Note: The mentioned information was taken from the Parliament's official website

The questions presented by MPs and their answer percentage during the
18th Parliament 2016-2020

Year	Total number of questions	Percentage of answered questions	Number of questions that were listed on the agendas	Number of questions that were discussed during sessions	Number of questions that were turned into interpellations
<i>Rased</i>					
First-year	1055	99 %	92	70	13
Second-year	694	92 %	86	74	14
Third-year	516	91 %	83	64	8
Fourth-year	228	67 %	69	66	9
Total	2493	92 %	330	274	44

Classification of the questions presented by MPs according to their themes

Raised



The memorandums presented and their answer percentage in the 18th Parliament (2016-2020)

Year	Number of memorandums	Answer percentage	Memorandums presented by an individual MP	Memorandums presented by a group of MPs	Memorandums presented by a parliamentary bloc	Memorandums presented by a parliamentary committee
<i>Rased</i>						
First-year	145	59.0%	9	103	2	31
Second-year	102	46.0%	5	65	2	30
Third-year	72	80.0%	8	30	1	33
Fourth-year	50	54.0%	1	33	0	16
Total	369	59.0%	23	231	5	110

The interpellations that were presented and their answer percentage in the 18th Parliament

Rased

109 interpellation % **51.0**

First-year	Second-year	Third-year	Fourth-year
53 interpellation 51.0%	12 interpellation 42.0%	25 interpellation 56.0%	19 interpellation 53.0%

RASSED RELEASES THE OUTCOME OF THE PERFORMANCE OF THE 18TH
PARLIAMENT IN THE COURSE OF FOUR YEARS MONITORING REPORT

The laws that were approved in the 18th Parliament (2016-2020)

Rased

