



RASSED Report on the Number of Candidates for the Post of Mayor & Quantitative Comparisons of Candidates

10 / 07 / 2017

- 52 years old is the average age of candidates for mayor.
- 78 years is the oldest age of the candidates and 26 years the youngest.
- 42% of the candidates for the mayor seat in the Kingdom are from the governorates of Irbid and Mafrq.
- 36 years old is the average age of the candidates for mayor seat of Al - Ruwaished.
- 3 candidates are aged over 75 years and 11 candidates aged between 25-29 years.
- 41% of the candidates ranged in age from 50 to 59 years.

In order to ensure citizens' right to get all the information on the electoral process, RASSED's team conducted a number of comparisons between the candidates for the mayor's seat in all of the Kingdom's municipalities. The information gathered during the registration process show that the number of candidates for the mayor seats reached 616 candidates in all municipalities, the number of women candidates amounted to 6 women and to 1% of the total number of candidates nationwide.

The report indicates that the highest number of mayor candidates nationwide was in Irbid governorate with the number of candidates reaching 135 candidates including 2 women candidates and at a percentage of 21.9% of the total number of candidates in the Kingdom. The number of candidates for mayor in Mafrq governorate reached 123 candidates including 1 woman and 20% of the total number of candidates in the Kingdom. On the other hand Aqaba Governorate recorded the lowest number of applications for mayor candidacy with a total number of 14 candidates at 2.3% of the total candidates of the Kingdom. After compiling the data collected by the monitors nationwide, a comparisons showed that 42% of the total mayor candidates are from the governorates of Irbid and Mafrq.

In terms of women's candidacy, the results showed that 6 women applied for the mayor candidacy nationwide, amounting to 1% of the total number of candidates in the Kingdom. The women candidates were distributed as follows: 2 in Irbid governorate (Municipalities of Tabaqat Fahl and Yarmouk), one in



RASSED Report on the Number of Candidates for the Post of Mayor & Quantitative Comparisons of Candidates

Mafrq governorate (Municipality of Sabha and Dafyana), one in Karak governorate (Municipality of Ai) and one in Zarqa governorate (Municipality of great Zarqa.

The report showed that the competitiveness index on the mayor seat for all municipalities in the Kingdom was 6.2 candidates for each mayor seat. The governorate with the highest competitive rates was Madaba governorate with 8.5 candidates competing for the presidency of each municipality within the governorate, followed by the governorates of Irbid and Tafleh, where the competitive rate was 7.5 candidates for the presidency of each municipality. The governorate with the lowest competitive rate was Aqaba, where 2.8 candidates will compete for the presidency of each municipality.

The analysis of the registered candidates for the mayor seat in each municipality shows that the number of candidates in Umm al-Qattan and Mkefteh municipality in Mafrq governorate was the highest in the Kingdom with 18 candidates, all males, amounting to 14.6% of the governorate's candidates.

Followed by the Municipality of al-Ayoun in Ajloun governorate and Al-Naseem Municipality in Jerash governorate and Dheban Municipality in Madaba governorate with had 14 candidates each.

The Municipality of Al-Qatranah in Karak Governorate and Al-Qarikra and Feynan Municipality in Aqaba Governorate had the least candidates for the presidency of the Municipality in the Kingdom with only one candidate in each municipality, who will win the seats by acclamation in case their applications were accepted by the Independent Elections Commission and the absence of any appeals against their nomination during the appeals period.

With regard to the analysis of the age of the mayor candidates, the average age of candidates in the Kingdom was 51.7 years, with the oldest candidate being 78 years of old in the Municipality of Bab Amman, in Jarash Governorate, followed by the candidate for the presidency of the municipality of Birin in Zarqa governorate at 77 years old.



RASSED Report on the Number of Candidates for the Post of Mayor & Quantitative Comparisons of Candidates

The report shows that 3 of the mayor position candidates are 26 years old, with 26 being the youngest age among the candidates in the Kingdom. The 3 candidates represent the municipalities of Greater Zarqa in Zarqa Governorate and Al-Naseem and New Barmah al-Jadidah municipalities in Jerash governorate.

At the governorate level, the average age of candidates for mayor seats was the highest in Balqa governorates with an average of 54.7 years, followed by Irbid governorate with an average of 53.6 years. The average age of candidates for mayor in the governorate of Aqaba was the lowest in the Kingdom at 46.9 years, followed by Ma'an Governorate, which had an average age of candidates of 47.7 years.













As for the analysis of the ages of the candidates for mayor seats at the municipal level, the municipality of Sweema in Balqa governorate registered the highest average age in the Kingdom at 63 years, followed by the Municipality of Bab Amman in Jarash governorate, where the average age was 61.4 years. While on the other hand the youngest average age was 36 years in Al-Qarikra and Feynan municipality in Aqaba Governorate, followed by the municipality of Al-Ruwaished in Mafraq governorate with an average age of 36.3 years.

The information also show that 10 candidates for the mayor's seat are aged between 25-29 years and 142 candidates between the ages of 50 and 54.

The data collected also indicates that 41.3% of all candidates for mayor's seat ranged in age between 50 and 59 years. RASSED's team conducted an analysis of the candidates' ages for the 2016 parliamentary candidates in 2016 with the results showed that 41% of candidates were aged between 50 and 59 years old.

As for the information on the ages of female candidates for mayor seat nationwide, the average age was 44 years old, with the oldest candidate being 57 years old registered in Aie municipality in Karak governorate and the youngest at the age of 30 in Yarmouk municipality in Irbid governorate.

Total No. of Candidates for Mayor and the Average Age

 Amman Average Age 51.3 Years Candidates Male Female 50 50 0	 Zarqa Average Age 52.4 Years Candidates Male Female 35 34 1	 Balqa Average Age 54.7 Years Candidates Male Female 42 42 0	 Madaba Average Age 52.2 Years Candidates Male Female 34 34 0
 Mafraq Average Age 49.3 Years Candidates Male Female 123 122 1	 Irbid Average Age 53.6 Years Candidates Male Female 135 133 2	 Ajloun Average Age 50.2 Years Candidates Male Female 35 35 0	 Jerash Average Age 53.0 Years Candidates Male Female 32 32 0
 Karak Average Age 51.2 Years Candidates Male Female 62 61 1	 Ma'an Average Age 47.7 Years Candidates Male Female 24 24 0	 Tafilah Average Age 50.9 Years Candidates Male Female 30 29 1	 Aqaba Average Age 46.9 Years Candidates Male Female 14 14 0

Distribution of Candidates running for the Post of Mayor and Seats Competitiveness

Governorate	No. of Municipalities	Total no. of Candidates	Candidates %	Candidates per Seat
Irbid	18	135	21.9 %	7.5
Ajloun	5	35	5.7 %	7.0
Jerash	5	32	5.2 %	6.4
Mafraq	18	123	20.0 %	6.8
Amman	8	50	8.1 %	6.3
Zarqa	7	35	5.7 %	5.0
Balqa	9	42	6.8 %	4.7
Madaba	4	34	5.5 %	8.5
Karak	10	62	10.1 %	6.2
Tafilah	4	30	4.9 %	7.5
Ma'an	7	24	3.9 %	3.4
Aqaba	5	14	2.3 %	2.8
Total	100	616	100 %	6.2

Distribution of Candidates for the Post of Mayor by Age

Age	No. of Candidates	Candidates %
29 - 25	10	1.6 %
34 - 30	15	2.4 %
39 - 35	38	6.2 %
44 - 40	60	9.7 %
49 - 45	106	17.2 %
54 - 50	142	23.1 %
59 - 55	115	18.7 %
64 - 60	93	15.1 %
69 - 65	26	4.3 %
74 - 70	8	1.3 %
Above 75	3	0.5 %